



**Insight Securities (Private) Limited**  
**Financial Statements**  
**For the period ended September 30, 2022**



**Insight Securities (Private) Limited**  
**Balance Sheet**  
**As at September 30, 2022**

	Un-audited Sep. - 2022 Rupees	Audited Jun. -2022 Rupees
<b>ASSETS</b>		
<b>Non-Current Assets</b>		
Property & equipment	22,976,459	24,644,584
Intangible assets	3,166,666	2,500,000
Long Term Deposits	1,695,826	1,695,826
<b>Total Non-current Assets</b>	<b>27,838,951</b>	<b>28,840,410</b>
<b>Current Assets</b>		
Trade Debts	39,053,705	22,878,575
Trade Deposits and short term prepayments	15,048,919	25,218,680
Other Receivable	2,788,935	2,209,213
Loans and Advances	816,000	541,000
Short term investments	361,921,475	363,220,999
Taxation - net	8,595,698	8,323,268
Cash & Bank balances	80,853,176	65,233,566
<b>Total current Assets</b>	<b>509,077,908</b>	<b>487,625,301</b>
<b>TOTAL ASSETS</b>	<b>536,916,859</b>	<b>516,465,711</b>
<b>SHARE HOLDER'S EQUITY</b>		
<b>Share capital and reserves</b>		
12,000,000 (Jun 2022: 12,000,000) ordinary shares of Rs. 10/- each	<b>120,000,000</b>	<b>120,000,000</b>
Issued, subscribed and paid-up capital	<b>120,000,000</b>	<b>120,000,000</b>
Total reserves	305,495,918	313,343,496
<b>Total equity</b>	<b>425,495,918</b>	<b>433,343,496</b>
<b>LIABILITIES</b>		
<b>Non Current Liabilities</b>		
Deferred Liability - Staff Gratuity	6,977,550	6,977,550
<b>Current Liabilities</b>		
Trade and other payable	104,443,391	76,144,665
<b>Total shareholder's equity and liabilities</b>	<b>536,916,859</b>	<b>516,465,711</b>
<b>Contingencies and commitments</b>	-	-


  
**Chief Executive**


  
**Director**



**Insight Securities (Private) Limited**  
**Profit & Loss Accounts**  
**For the quarter ended September 30, 2022**

	Rupees Sep. - 2022	Rupees Sep. -2021
<b><u>REVENUE</u></b>		
Operating revenue	13,070,981	22,781,165
Less : Sales tax	(1,503,742)	(2,620,468)
Operating revenue - net	11,567,239	20,160,697
Administrative expenses	(12,050,944)	(14,166,694)
Finance Cost	(61,364)	(60,636)
	(545,069)	5,933,367
Other Income	9,744,176	21,104,660
<b>Operating profit / (loss)</b>	<b>9,199,107</b>	<b>27,038,027</b>
Unrealized (loss) / gain on re-measurement of investments at fair value through profit or loss - net	(16,012,566)	(24,969,624)
<b>Net profit/ (loss) before taxation</b>	<b>(6,813,459)</b>	<b>2,068,403</b>
<b>Taxation</b>	(1,034,119)	(7,043,147)
<b>Net profit/ (loss) after taxation</b>	<b>(7,847,578)</b>	<b>(4,974,744)</b>

  
**Chief Executive**

  
**Director**